


AMAZING ANIMALS

Create a Presentation About an Amazing Animal

David Attenborough has helped us to learn about our incredible, diverse planet, and through his storytelling, we have found out about amazing animals from all over the world.



To celebrate his 100th birthday, we would like you to create an 'Amazing Animal' presentation or fact file.

Choose an animal that you think is amazing, find out as much about them as you can, and create a presentation or a fact file all about your animal.

When you hand in your project, it could earn:


- ★ A Merit Certificate (worth 10 stars) for excellent work
- ★ A Head's Distinction (worth 25 stars) for exceptional work that really stands out

I'm so excited to see what you create!

AMAZING ANIMALS

What to Include in Your Presentation:

Try to include the following information. You don't need all of these points, but the best projects will cover most of them:



1. Appearance

- What does it look like?
- Do all types of this animal look the same?

2. Habitat

- Where in the world does it live?
- What type of habitat does it have?

3. Diet

- What does it eat?
- What type of diet does it have (e.g. is it a carnivore?)

4. Interesting facts

- What might we not know about this animal?
- Surprising details, fun facts, or things that make it stand out

5. Your personal response

- Why do you think this animal is amazing?

AMAZING ANIMALS

Presentation Tips: How to Make It Excellent ✨

Here are some simple ways to make your presentation clear, engaging, and enjoyable:

Be clear and organised

- Use headings so your audience can follow your ideas
- Present information in short sections or bullet points
- Think carefully about the order of your information


Use visuals

- Pictures, diagrams or maps help explain your ideas
- Make sure images support what you're saying (not just decoration!)

Think about your audience

- Choose fonts that are easy to read
- Use colours sensibly
- Avoid clutter - one theme or idea per slide is usually enough

You could use Canva, PowerPoint or BookCreator to make your presentation or factfile.



AMAZING ANIMALS

Your work should show the same high standards we expect in lessons:

Spelling

- Use correct spellings for common words and key vocabulary
- Check tricky words using a dictionary or spell-checker
- Names must always be spelled accurately

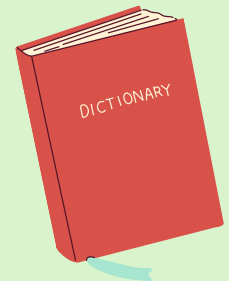
Punctuation

- Full stops and capital letters must be correct
- Use commas in lists and after fronted adverbials
- Use apostrophes correctly



Grammar and sentence structure

- Use complete sentences
- Vary your sentence openings
- Use conjunctions to link ideas clearly
- Write in the correct tense



Presentation

- Neat, clear layout
- Slide text kept short - don't copy long paragraphs
- Information must be in your own words (no copying from the internet!)

How to Earn a Head's Distinction (25 Stars!)

Your project will stand out if:

- It shows excellent research and understanding
- It is beautifully presented and clearly organised
- Your writing is accurate and well-edited
- It includes thoughtful insights - not just facts
- You show real effort, independence, and pride in your work

